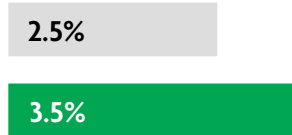


### GLOBAL DATA 2019



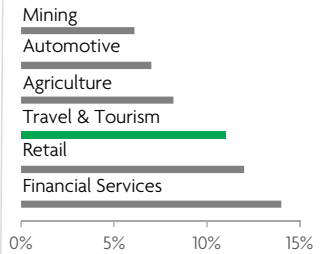
While the global economy grew by 2.5%,  
**Travel & Tourism grew significantly more at 3.5%**



**1 in 4 net new jobs** were created by Travel & Tourism over the last five years



**Global GDP impact by sector (2018 data).** Share of total economy GDP



### IRAQ 2019 KEY DATA



CONTRIBUTION OF TRAVEL & TOURISM TO GDP

**6.4% OF TOTAL ECONOMY**

Total T&T GDP = IQD14,261.5BN (USD12,024.9MN)

**+6.0%**

2019 Travel & Tourism GDP growth vs **+2.7%** real economy GDP growth



CONTRIBUTION OF TRAVEL & TOURISM TO EMPLOYMENT

**626.5** JOBS (000's)

(6.8% of total employment)

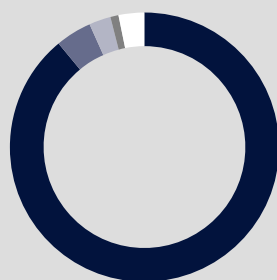


INTERNATIONAL VISITOR IMPACT

**IQD2,778.2<sub>BN</sub>**

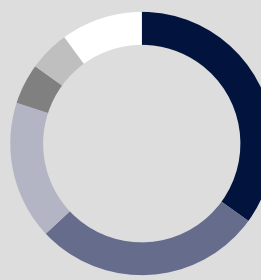
in visitor spend (**3.4%** of total exports) (USD2,342.5MN)

### INBOUND ARRIVALS



- 1. IRAN **89%**
- 2. PAKISTAN **4%**
- 3. INDIA **3%**
- 4. AZERBAIJAN **1%**
- 5. BAHRAIN **0%**
- REST OF WORLD **3%**


### OUTBOUND DEPARTURES



- 1. IRAN **35%**
- 2. SYRIA **28%**
- 3. TURKEY **17%**
- 4. SAUDI ARABIA **5%**
- 5. LEBANON **5%**
- REST OF WORLD **10%**

Note: Data are average shares over the 2016-2018 period  
Source: Oxford Economics, national sources and UNWTO

### SECTOR CHARACTERISTICS (2019)



<sup>1</sup>All values are in constant 2019 prices & exchange rates  
As reported in March 2020