


HONG KONG SAR, CHINA

2020 ANNUAL RESEARCH: KEY HIGHLIGHTS ¹

GLOBAL DATA 2019



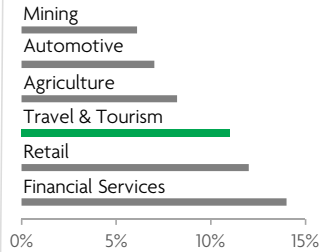
While the global economy grew by 2.5%,
Travel & Tourism grew significantly more at 3.5%



1 in 4 net new jobs were created by Travel & Tourism over the last five years



Global GDP impact by sector (2018 data). Share of total economy GDP



HONG KONG SAR, CHINA 2019 KEY DATA



CONTRIBUTION OF TRAVEL & TOURISM TO GDP

12.3% OF TOTAL ECONOMY

Total T&T GDP = HKD353.7BN (USD45.1BN)

-13.1%

2019 Travel & Tourism GDP growth vs **-1.3%** real economy GDP growth



CONTRIBUTION OF TRAVEL & TOURISM TO EMPLOYMENT

575.5 JOBS (000's)
(14.9% of total employment)



INTERNATIONAL VISITOR IMPACT

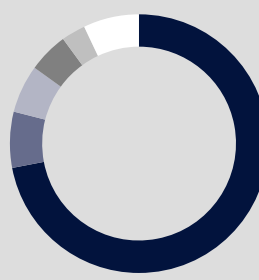
HKD288.7 BN
in visitor spend (**5.7%** of total exports)
(USD36.8BN)

INBOUND ARRIVALS



- 1. CHINA **67%**
- 2. SOUTH KOREA **4%**
- 3. UNITED STATES **3%**
- 4. TAIWAN, CHINA **3%**
- 5. JAPAN **3%**
- REST OF WORLD **20%**


OUTBOUND DEPARTURES



- 1. CHINA **72%**
- 2. MACAU SAR, CHINA **7%**
- 3. JAPAN **6%**
- 4. TAIWAN, CHINA **5%**
- 5. THAILAND **3%**
- REST OF WORLD **7%**

Note: Data are average shares over the 2016-2018 period
Source: Oxford Economics, national sources and UNWTO

SECTOR CHARACTERISTICS (2019)



¹All values are in constant 2019 prices & exchange rates
As reported in March 2020