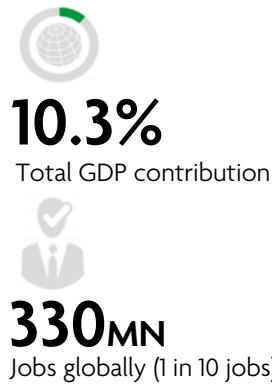



HONDURAS

2020 ANNUAL RESEARCH: KEY HIGHLIGHTS ¹

GLOBAL DATA 2019



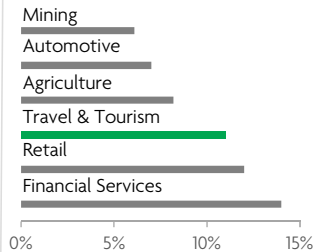
While the global economy grew by 2.5%,
Travel & Tourism grew significantly more at 3.5%



1 in 4 net new jobs were created by Travel & Tourism over the last five years



Global GDP impact by sector (2018 data). Share of total economy GDP



HONDURAS 2019 KEY DATA



CONTRIBUTION OF TRAVEL & TOURISM TO GDP

11.7% OF TOTAL ECONOMY

Total T&T GDP = HNL72.1BN (USD2,918.8MN)

+1.7%

2019 Travel & Tourism GDP growth vs **+2.5%** real economy GDP growth



CONTRIBUTION OF TRAVEL & TOURISM TO EMPLOYMENT

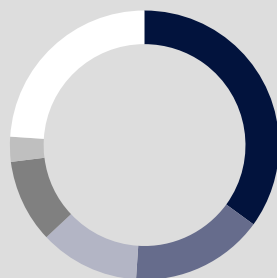
504.0 JOBS (000's)
(12.2% of total employment)



INTERNATIONAL VISITOR IMPACT

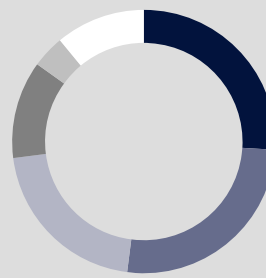
HNL19.0_{BN}
in visitor spend (**7.6%** of total exports)
(USD769.6MN)

INBOUND ARRIVALS



- 1. UNITED STATES **35%**
- 2. EL SALVADOR **16%**
- 3. GUATEMALA **12%**
- 4. NICARAGUA **10%**
- 5. CANADA **3%**
- **REST OF WORLD 24%**


OUTBOUND DEPARTURES



- 1. EL SALVADOR **26%**
- 2. NICARAGUA **26%**
- 3. UNITED STATES **21%**
- 4. GUATEMALA **12%**
- 5. COSTA RICA **4%**
- **REST OF WORLD 11%**

Note: Data are average shares over the 2016-2018 period
Source: Oxford Economics, national sources and UNWTO

SECTOR CHARACTERISTICS (2019)



¹All values are in constant 2019 prices & exchange rates
As reported in March 2020