

HAITI

2020 ANNUAL RESEARCH: KEY HIGHLIGHTS¹

GLOBAL DATA 2019



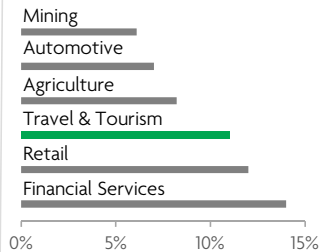
While the global economy grew by 2.5%,
Travel & Tourism grew significantly more at 3.5%



1 in 4 net new jobs were created by Travel & Tourism over the last five years



Global GDP impact by sector (2018 data). Share of total economy GDP



HAITI 2019 KEY DATA



CONTRIBUTION OF TRAVEL & TOURISM TO GDP

8.4% OF TOTAL ECONOMY

Total T&T GDP = HTG63,929.3MN (USD705.4MN)

-10.0%

2019 Travel & Tourism GDP growth vs **+1.7%** real economy GDP growth



CONTRIBUTION OF TRAVEL & TOURISM TO EMPLOYMENT

382.8 JOBS (000's)
(8.6% of total employment)

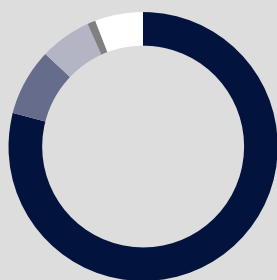


INTERNATIONAL VISITOR IMPACT

HTG43,031.5_{MN}

in visitor spend (**24.4%** of total exports)
(USD474.8MN)

INBOUND ARRIVALS



- 1. UNITED STATES **79%**
- 2. CANADA **8%**
- 3. FRANCE **6%**
- 4. DOMINICAN REPUBLIC **1%**
- 5. MEXICO **0%**
- REST OF WORLD **6%**


OUTBOUND DEPARTURES



- 1. UNITED STATES **44%**
- 2. CHILE **20%**
- 3. FRANCE **16%**
- 4. DOMINICAN REPUBLIC **3%**
- 5. CANADA **3%**
- REST OF WORLD **14%**

Note: Data are average shares over the 2016-2018 period
Source: Oxford Economics, national sources and UNWTO

SECTOR CHARACTERISTICS (2019)



¹All values are in constant 2019 prices & exchange rates
As reported in March 2020