

GLOBAL DATA 2019



While the global economy grew by 2.5%,
Travel & Tourism grew significantly more at 3.5%



1 in 4 net new jobs were created by Travel & Tourism over the last five years



Global GDP impact by sector (2018 data). Share of total economy GDP



GUYANA 2019 KEY DATA



CONTRIBUTION OF TRAVEL & TOURISM TO GDP

4.4% OF TOTAL ECONOMY

Total T&T GDP = GYD36.3BN (USD173.9MN)

+8.2%

2019 Travel & Tourism GDP growth vs **+3.9%** real economy GDP growth



CONTRIBUTION OF TRAVEL & TOURISM TO EMPLOYMENT

13.3 JOBS (000's)

(4.7% of total employment)

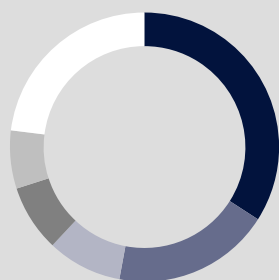


INTERNATIONAL VISITOR IMPACT

GYD7.0_{BN}

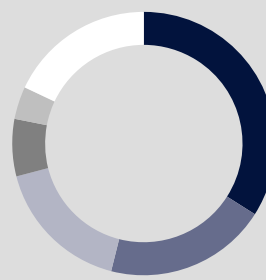
in visitor spend (2.1% of total exports) (USD33.8MN)

INBOUND ARRIVALS



- 1. UNITED STATES **34%**
- 2. CUBA **19%**
- 3. CANADA **9%**
- 4. TRINIDAD AND TOBAGO **8%**
- 5. SURINAME **7%**
- REST OF WORLD **23%**


OUTBOUND DEPARTURES



- 1. UNITED STATES **34%**
- 2. SURINAME **20%**
- 3. TRINIDAD AND TOBAGO **17%**
- 4. BARBADOS **7%**
- 5. CANADA **4%**
- REST OF WORLD **18%**

Note: Data are average shares over the 2016-2018 period
Source: Oxford Economics, national sources and UNWTO

SECTOR CHARACTERISTICS (2019)



¹All values are in constant 2019 prices & exchange rates
As reported in March 2020