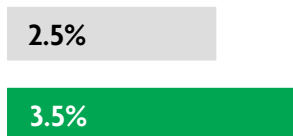


GLOBAL DATA 2019



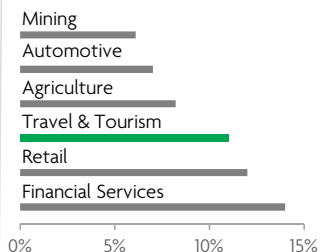
While the global economy grew by 2.5%,
Travel & Tourism grew significantly more at 3.5%



1 in 4 net new jobs were created by Travel & Tourism over the last five years



Global GDP impact by sector (2018 data). Share of total economy GDP



GUINEA 2019 KEY DATA



CONTRIBUTION OF TRAVEL & TOURISM TO GDP

4.2% OF TOTAL ECONOMY

Total T&T GDP = GNF4,824.0BN (USD522.9MN)

+7.7%

2019 Travel & Tourism GDP growth vs **+7.0%** real economy GDP growth



CONTRIBUTION OF TRAVEL & TOURISM TO EMPLOYMENT

102.1 JOBS (000's)
(4.3% of total employment)

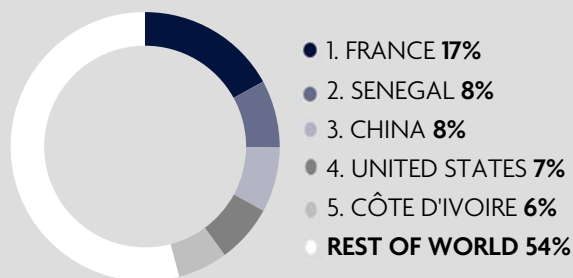


INTERNATIONAL VISITOR IMPACT

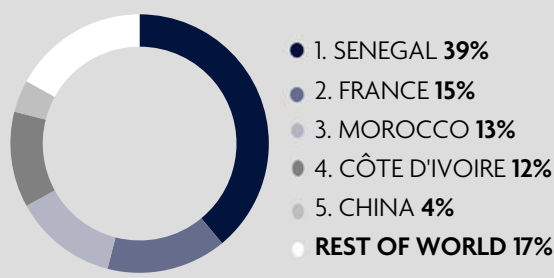
GNF31.6_{BN}

in visitor spend (**0.1%** of total exports)
(USD3.4MN)

INBOUND ARRIVALS




OUTBOUND DEPARTURES



Note: Data are average shares over the 2016-2018 period
Source: Oxford Economics, national sources and UNWTO

SECTOR CHARACTERISTICS (2019)



¹All values are in constant 2019 prices & exchange rates
As reported in March 2020