

GUADELOUPE

2020 ANNUAL RESEARCH: KEY HIGHLIGHTS¹

GLOBAL DATA 2019



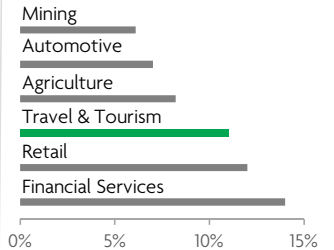
While the global economy grew by 2.5%, **Travel & Tourism grew significantly more at 3.5%**



1 in 4 net new jobs were created by Travel & Tourism over the last five years



Global GDP impact by sector (2018 data). Share of total economy GDP



GUADELOUPE 2019 KEY DATA



CONTRIBUTION OF TRAVEL & TOURISM TO GDP

9.5% OF TOTAL ECONOMY

Total T&T GDP = EUR903.5MN (USD1,007.2MN)

+4.0%

2019 Travel & Tourism GDP growth vs **+0.5%** real economy GDP growth



CONTRIBUTION OF TRAVEL & TOURISM TO EMPLOYMENT

13.3 JOBS (000's)

(10.7% of total employment)

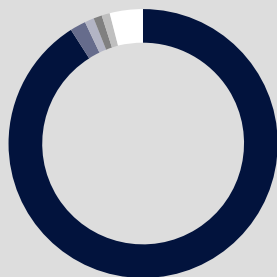


INTERNATIONAL VISITOR IMPACT

EUR448.1MN

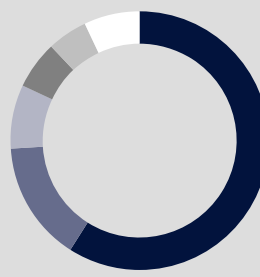
in visitor spend (**32.7%** of total exports) (USD499.5MN)

INBOUND ARRIVALS



- 1. FRANCE **91%**
- 2. UNITED STATES **2%**
- 3. DOMINICA **1%**
- 4. BELGIUM **1%**
- 5. GERMANY **1%**
- REST OF WORLD **4%**


OUTBOUND DEPARTURES



- 1. MARTINIQUE **59%**
- 2. DOMINICA **15%**
- 3. UNITED STATES **8%**
- 4. CANADA **6%**
- 5. DOMINICAN REPUBLIC **5%**
- REST OF WORLD **7%**

Note: Data are average shares over the 2016-2018 period
Source: Oxford Economics, national sources and UNWTO

SECTOR CHARACTERISTICS (2019)



¹All values are in constant 2019 prices & exchange rates
As reported in March 2020