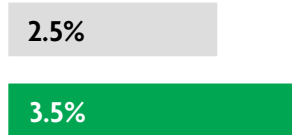


### GLOBAL DATA 2019



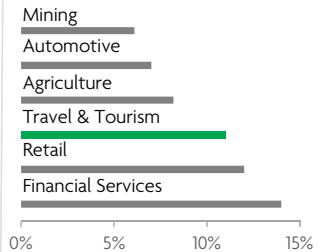
While the global economy grew by 2.5%,  
**Travel & Tourism grew significantly more at 3.5%**



**1 in 4 net new jobs** were created by Travel & Tourism over the last five years



**Global GDP impact by sector (2018 data).** Share of total economy GDP



### GRENADA 2019 KEY DATA



CONTRIBUTION OF TRAVEL & TOURISM TO GDP

**40.5%** OF TOTAL ECONOMY

Total T&T GDP = XCD1,381.3MN (USD511.6MN)

**-9.6%**

2019 Travel & Tourism GDP growth vs **+3.5%** real economy GDP growth



CONTRIBUTION OF TRAVEL & TOURISM TO EMPLOYMENT

**24.3** JOBS (000's)  
(42.9% of total employment)



INTERNATIONAL VISITOR IMPACT

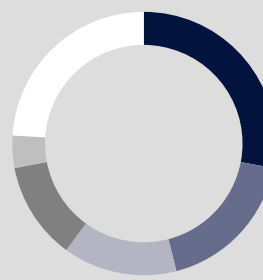
**XCD1,242.8<sub>MN</sub>**  
in visitor spend (**79.3%** of total exports)  
(USD460.3MN)

### INBOUND ARRIVALS



- 1. UNITED STATES **32%**
- 2. UNITED KINGDOM **14%**
- 3. TRINIDAD AND TOBAGO **9%**
- 4. CANADA **7%**
- 5. BARBADOS **2%**
- **REST OF WORLD 36%**


### OUTBOUND DEPARTURES



- 1. UNITED STATES **28%**
- 2. TRINIDAD AND TOBAGO **18%**
- 3. BARBADOS **14%**
- 4. PAKISTAN **12%**
- 5. ST LUCIA **4%**
- **REST OF WORLD 24%**

Note: Data are average shares over the 2016-2018 period  
Source: Oxford Economics, national sources and UNWTO

### SECTOR CHARACTERISTICS (2019)



<sup>1</sup>All values are in constant 2019 prices & exchange rates  
As reported in March 2020