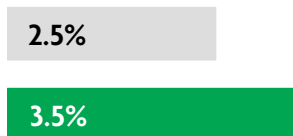


GLOBAL DATA 2019



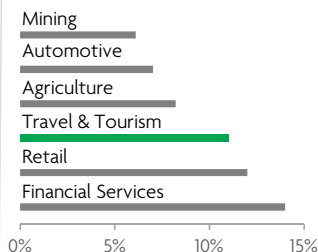
While the global economy grew by 2.5%,
Travel & Tourism grew significantly more at 3.5%



1 in 4 net new jobs were created by Travel & Tourism over the last five years



Global GDP impact by sector (2018 data). Share of total economy GDP



GREECE 2019 KEY DATA



CONTRIBUTION OF TRAVEL & TOURISM TO GDP

20.8% OF TOTAL ECONOMY

Total T&T GDP = EUR39.1BN (USD43.6BN)

+12.1%

2019 Travel & Tourism GDP growth vs **+2.2%** real economy GDP growth



CONTRIBUTION OF TRAVEL & TOURISM TO EMPLOYMENT

846.2 JOBS (000's)

(21.7% of total employment)



INTERNATIONAL VISITOR IMPACT

EUR21.3_{BN}

in visitor spend (**30.1%** of total exports) (USD23.8BN)

INBOUND ARRIVALS



- 1. GERMANY 14%
- 2. UNITED KINGDOM 11%
- 3. BULGARIA 10%
- 4. ITALY 5%
- 5. NORTH MACEDONIA 5%
- REST OF WORLD 55%


OUTBOUND DEPARTURES



- 1. BULGARIA 16%
- 2. TURKEY 15%
- 3. ALBANIA 10%
- 4. ITALY 7%
- 5. UNITED KINGDOM 5%
- REST OF WORLD 47%

Note: Data are average shares over the 2016-2018 period
Source: Oxford Economics, national sources and UNWTO

SECTOR CHARACTERISTICS (2019)



¹All values are in constant 2019 prices & exchange rates
As reported in March 2020