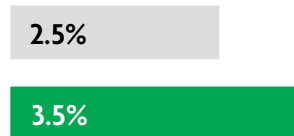


GLOBAL DATA 2019



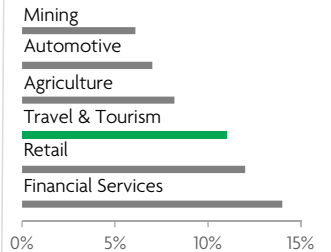
While the global economy grew by 2.5%,
Travel & Tourism grew significantly more at 3.5%



1 in 4 net new jobs were created by Travel & Tourism over the last five years



Global GDP impact by sector (2018 data). Share of total economy GDP



GAMBIA 2019 KEY DATA



CONTRIBUTION OF TRAVEL & TOURISM TO GDP

17.7% OF TOTAL ECONOMY
Total T&T GDP = GMD15,178.4MN (USD302.4MN)

+9.4%

2019 Travel & Tourism GDP growth vs **+5.4%** real economy GDP growth



CONTRIBUTION OF TRAVEL & TOURISM TO EMPLOYMENT

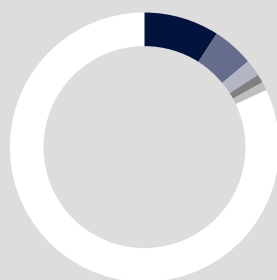
129.6 JOBS (000's)
(18.2% of total employment)



INTERNATIONAL VISITOR IMPACT

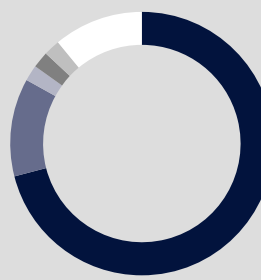
GMD8,220.7 MN
in visitor spend (**71.6%** of total exports)
(USD163.8MN)

INBOUND ARRIVALS



- 1. UNITED KINGDOM **9%**
- 2. NETHERLANDS **5%**
- 3. SWEDEN **2%**
- 4. BELGIUM **1%**
- 5. SPAIN **1%**
- **REST OF WORLD 82%**


OUTBOUND DEPARTURES



- 1. SENEGAL **71%**
- 2. NIGERIA **12%**
- 3. CHINA **2%**
- 4. SAUDI ARABIA **2%**
- 5. UNITED STATES **2%**
- **REST OF WORLD 11%**

Note: Data are average shares over the 2016-2018 period
Source: Oxford Economics, national sources and UNWTO

SECTOR CHARACTERISTICS (2019)



¹All values are in constant 2019 prices & exchange rates
As reported in March 2020