


GLOBAL DATA 2019



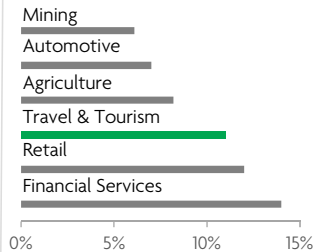
While the global economy grew by 2.5%,
Travel & Tourism grew significantly more at 3.5%



1 in 4 net new jobs were created by Travel & Tourism over the last five years



Global GDP impact by sector (2018 data). Share of total economy GDP



FIJI 2019 KEY DATA



CONTRIBUTION OF TRAVEL & TOURISM TO GDP

34.0% OF TOTAL ECONOMY

Total T&T GDP = FJD3,828.0MN (USD1,774.4MN)

+3.5%

2019 Travel & Tourism GDP growth vs **+2.5%** real economy GDP growth



CONTRIBUTION OF TRAVEL & TOURISM TO EMPLOYMENT

90.7 JOBS (000's)

(26.3% of total employment)



INTERNATIONAL VISITOR IMPACT

FJD2,998.2_{MN}

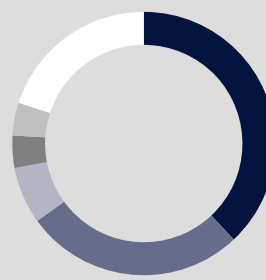
in visitor spend (**46.9%** of total exports) (USD1,389.7MN)

INBOUND ARRIVALS



- 1. AUSTRALIA **44%**
- 2. NEW ZEALAND **22%**
- 3. UNITED STATES **9%**
- 4. CHINA **6%**
- 5. UNITED KINGDOM **2%**
- REST OF WORLD **17%**


OUTBOUND DEPARTURES



- 1. AUSTRALIA **38%**
- 2. NEW ZEALAND **27%**
- 3. UNITED STATES **7%**
- 4. CHINA **4%**
- 5. INDIA **4%**
- REST OF WORLD **20%**

Note: Data are average shares over the 2016-2018 period
Source: Oxford Economics, national sources and UNWTO

SECTOR CHARACTERISTICS (2019)



¹All values are in constant 2019 prices & exchange rates
As reported in March 2020