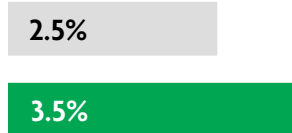


GLOBAL DATA 2019



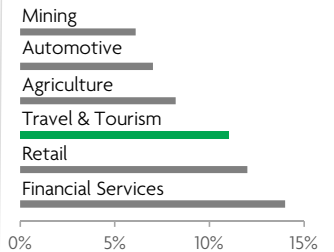
While the global economy grew by 2.5%,
Travel & Tourism grew significantly more at 3.5%



1 in 4 net new jobs were created by Travel & Tourism over the last five years



Global GDP impact by sector (2018 data). Share of total economy GDP



ESWATINI 2019 KEY DATA



CONTRIBUTION OF TRAVEL & TOURISM TO GDP

5.5% OF TOTAL ECONOMY

Total T&T GDP = SZL3,532.2MN (USD243.9MN)

-8.7%

2019 Travel & Tourism GDP growth vs **+0.2%** real economy GDP growth



CONTRIBUTION OF TRAVEL & TOURISM TO EMPLOYMENT

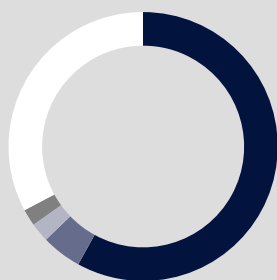
17.3 JOBS (000's)
(5.8% of total employment)



INTERNATIONAL VISITOR IMPACT

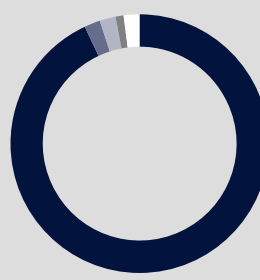
szL166.6_{MN}
in visitor spend (**0.5%** of total exports)
(USD11.5MN)

INBOUND ARRIVALS



- 1. SOUTH AFRICA **58%**
- 2. MOZAMBIQUE **5%**
- 3. PORTUGAL **2%**
- 4. UNITED KINGDOM **2%**
- 5. AUSTRALIA **0%**
- **REST OF WORLD 33%**


OUTBOUND DEPARTURES



- 1. SOUTH AFRICA **93%**
- 2. ZIMBABWE **2%**
- 3. MOZAMBIQUE **2%**
- 4. BOTSWANA **1%**
- 5. LESOTHO **0%**
- **REST OF WORLD 2%**

Note: Data are average shares over the 2016-2018 period
Source: Oxford Economics, national sources and UNWTO

SECTOR CHARACTERISTICS (2019)



¹All values are in constant 2019 prices & exchange rates
As reported in March 2020