

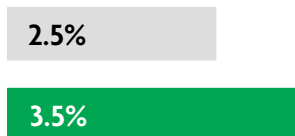
EL SALVADOR

2020 ANNUAL RESEARCH: KEY HIGHLIGHTS¹

GLOBAL DATA 2019



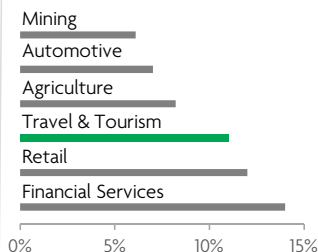
While the global economy grew by 2.5%,
Travel & Tourism grew significantly more at 3.5%



1 in 4 net new jobs were created by Travel & Tourism over the last five years



Global GDP impact by sector (2018 data). Share of total economy GDP



EL SALVADOR 2019 KEY DATA



CONTRIBUTION OF TRAVEL & TOURISM TO GDP

11.0% OF TOTAL ECONOMY

Total T&T GDP = USD2,970.1MN

+8.0%

2019 Travel & Tourism GDP growth vs **+2.1%** real economy GDP growth



CONTRIBUTION OF TRAVEL & TOURISM TO EMPLOYMENT

317.2 JOBS (000's)

(11.6% of total employment)

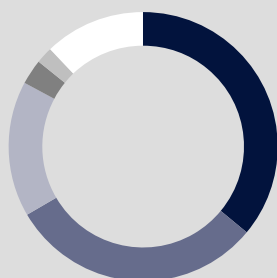


INTERNATIONAL VISITOR IMPACT

USD1,573.8_{MN}

in visitor spend (**21.3%** of total exports)

INBOUND ARRIVALS



- 1. GUATEMALA **36%**
- 2. UNITED STATES **31%**
- 3. HONDURAS **16%**
- 4. COSTA RICA **3%**
- 5. MEXICO **2%**
- REST OF WORLD **12%**


OUTBOUND DEPARTURES



- 1. GUATEMALA **35%**
- 2. UNITED STATES **18%**
- 3. NICARAGUA **13%**
- 4. HONDURAS **13%**
- 5. COSTA RICA **7%**
- REST OF WORLD **14%**

Note: Data are average shares over the 2016-2018 period
Source: Oxford Economics, national sources and UNWTO

SECTOR CHARACTERISTICS (2019)



¹All values are in constant 2019 prices & exchange rates
As reported in March 2020